


# ***Dong-Ah Geological Engineering Co., Ltd.***

## ***2020 1Q***

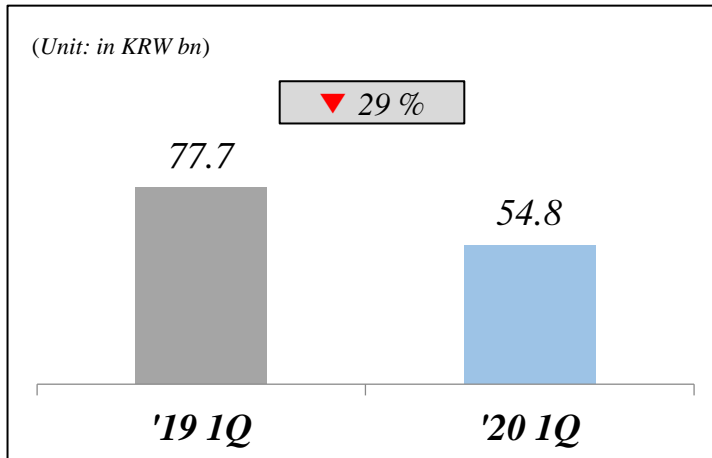




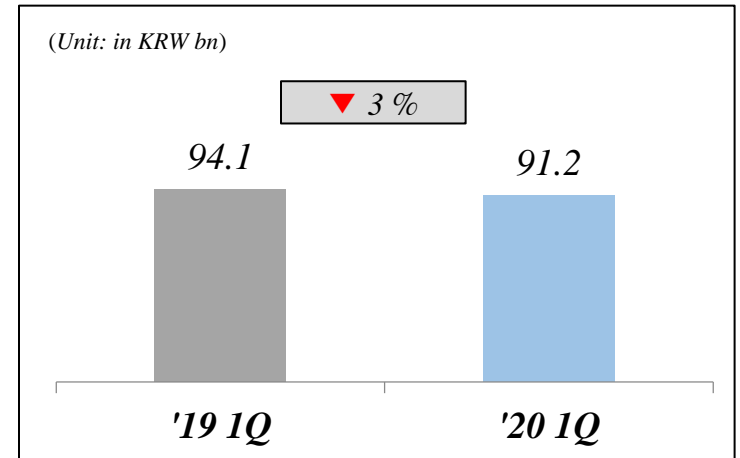
# *Contents*

- 1 **2020 1Q RESULTS**
- 2 **NEW ORDERS & CONTRACTS BALANCE**
- 3 **FINANCIAL STATEMENTS**

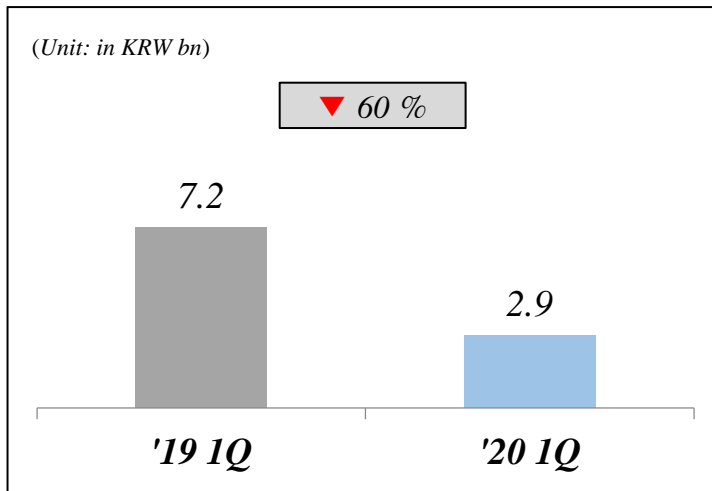
■ **NEW ORDERS**



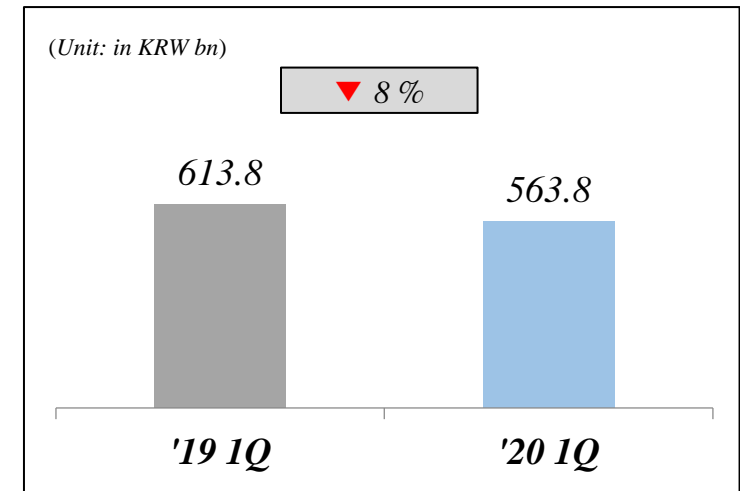
■ **SALES**



■ **OPERATING PROFIT**



■ **CONTRACTS BALANCE**



**NEW ORDERS**

(Unit: in KRW bn)

DIVISION	2018	2019	2020 1Q
DOMESTIC	222	100	15
OVERSEAS	227	275	39
TOTAL	449	375	54

DIVISION	2018	2019	2020 1Q
TBM	134	25	3
Ground Improvement	253	297	36
Others	62	53	15
TOTAL	449	375	54

**CONTRACTS BALANCE**

(Unit: in KRW bn)

DIVISION	2018	2019	2020 1Q
DOMESTIC	422	296	262
OVERSEAS	208	329	302
TOTAL	630	625	564

DIVISION	2018	2019	2020 1Q
TBM	189	77	50
Ground Improvement	204	342	313
Others	237	206	201
TOTAL	630	625	564

(Unit: in KRW bn, except per share)

ACCOUNT	2018	2019	2020 1Q
<b>TOTAL ASSETS</b>	<b>284</b>	<b>322</b>	<b>334</b>
<b>CURRENT ASSETS</b>	210	218	234
<b>NON-CURRENT ASSETS</b>	74	104	100
<b>TOTAL LIABILITIES</b>	<b>110</b>	<b>128</b>	<b>136</b>
<b>CURRENT LIABILITIES</b>	109	127	134
<b>NON-CURRENT LIABILITIES</b>	1	1	2
<b>TOTAL EQUITY</b>	<b>174</b>	<b>194</b>	<b>197</b>
<b>SHARE CAPITAL</b>	5.7	5.7	5.7
<b>DEBT RATIO</b>	63%	66 %	69%
<b>SALES</b>	361	381	91
<b>OPERATING PROFIT</b>	26.1	22.9	3
<b>NET INCOME</b>	18.7	19.0	1.5
<b>EARNINGS PER SHARE</b>	₩ 1,658	₩ 1,686	₩ 137

2020  
Go together  
Get Tomorrow

<http://www.dage.co.kr>

